

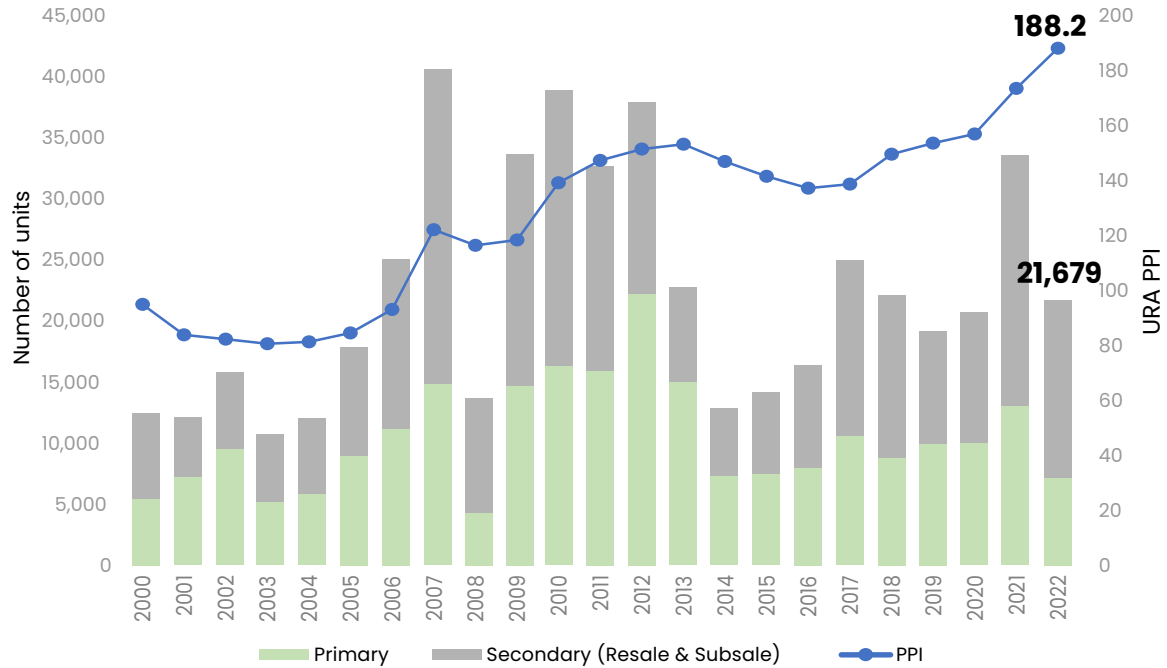
Q4 2022 QUARTERLY REPORT

RESIDENTIAL REPORT ANNEX



JERRY HAN SIN
CEA No. : R007949B

Total Private Home Sales & Property Price Index



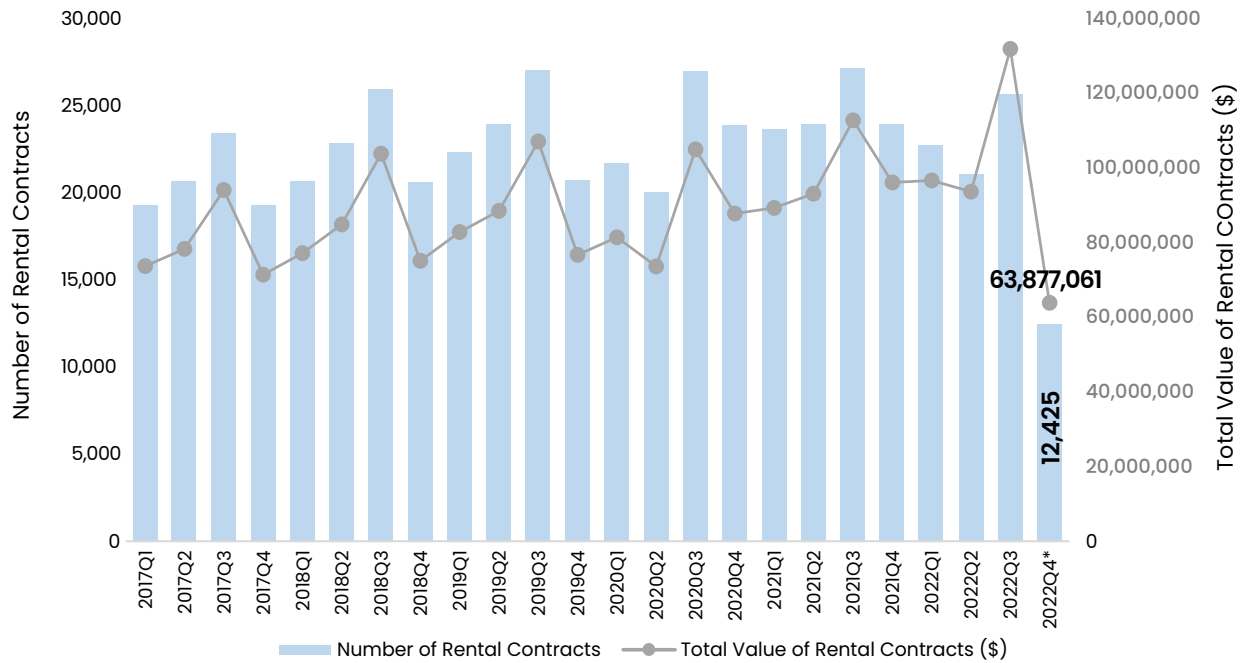
Source: PropNex Research, URA (based on flash estimates in 3 Jan 2023), URA Realis (*Data up to 31 Dec 2022)

Table 1: Top selling projects in (excl. ECs) Q4 2022*

Project Name	Region	Units Sold in Q4 2022	Average Unit Price (\$PSF) in Q4 2022
Perfect Ten	CCR	59	\$3,015
Riviere	RCR	47	\$3,000
Leedon Green	CCR	34	\$2,859
Pullman Residences Newton	CCR	26	\$3,106
One Holland Village Residences	RCR	26	\$2,872
One Pearl Bank	RCR	26	\$2,625

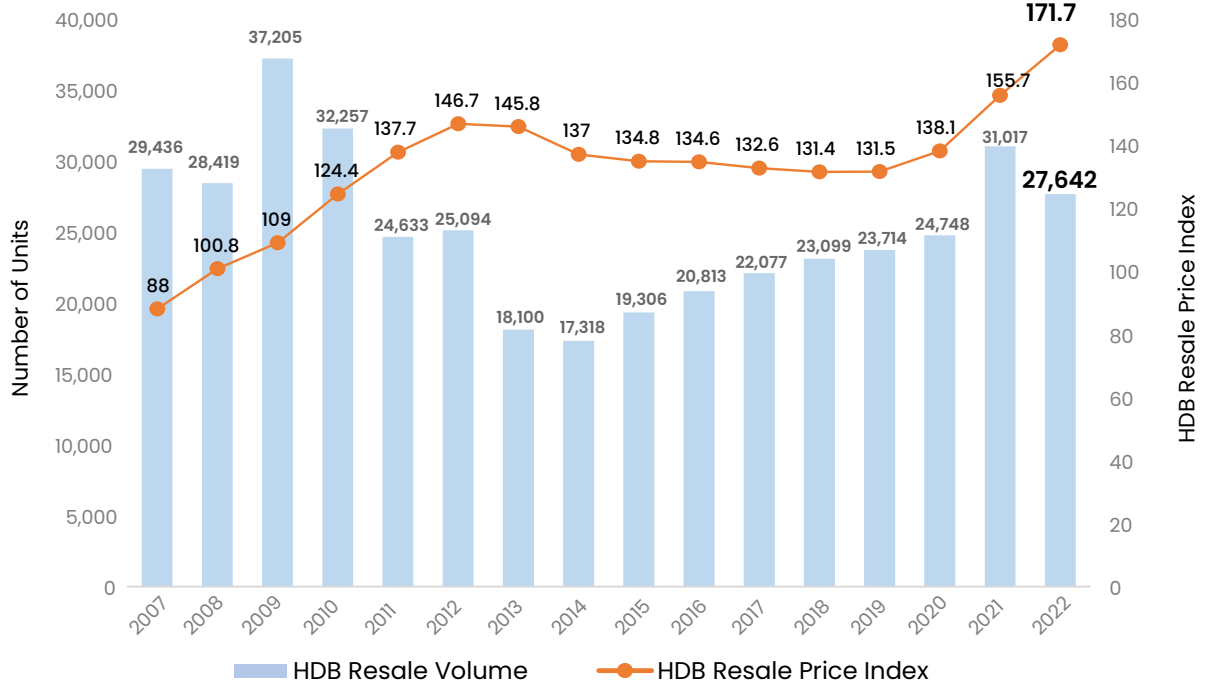
Source: PropNex Research, URA Realis (*Data up to 31 Dec 2022)

Private Home Leasing Volume & Total Value (by quarter)



Source: PropNex Research, URA Realis (*Data includes up to November 2022 figures)

HDB Resale Volume & HDB Resale Price Index



Source: PropNex Research, HDB, data.gov.sg (based on flash estimates in 3 Jan 2023)

Disclaimer:

While every reasonable care is taken to ensure the accuracy of information printed or presented here, no responsibility can be accepted for any loss or inconvenience caused by any error or omission. The ideas, suggestions, general principles, examples and other information presented here are for reference and educational purposes only.

This information contained herein is not in any way intended to provide investment, regulatory or legal advice or recommendations to buy, sell or lease properties or any form of property investment. PropNex shall have no liability for any loss or expense whatsoever, relating to any decisions made by the audience.

All copyrights reserved.

PropNex
Friends

SCAN HERE TO KICKSTART
THESE EXCLUSIVE BENEFITS!

